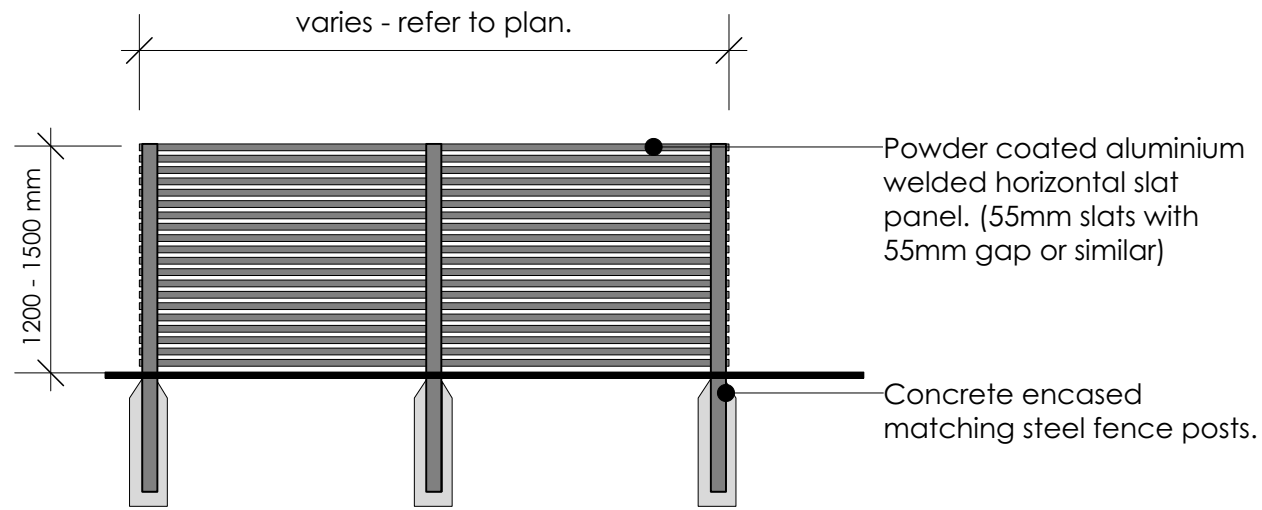


APPROVED FENCE TYPES

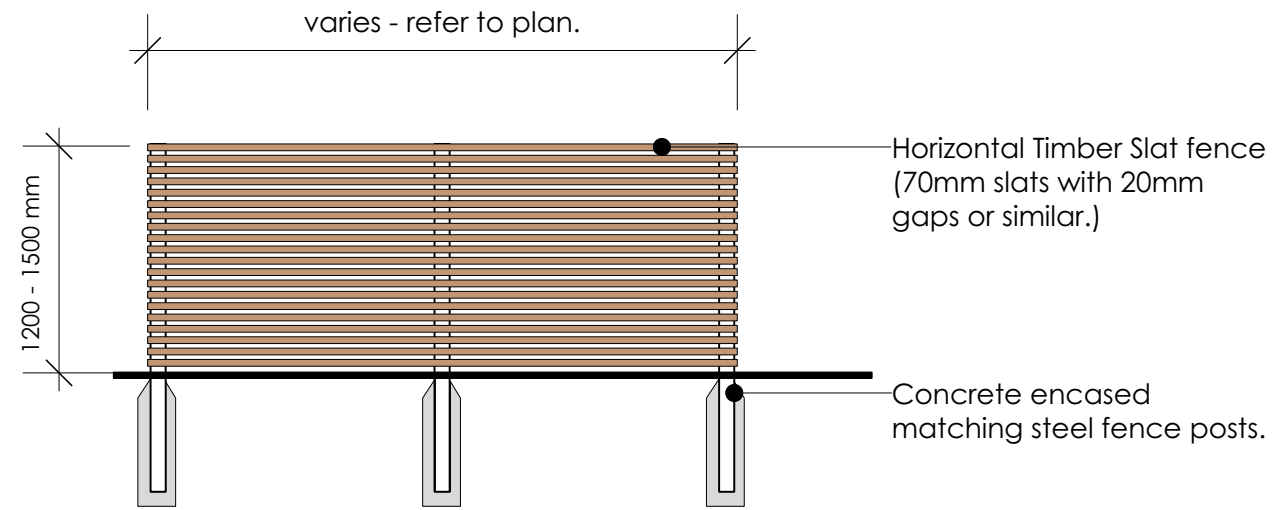
NOTES

1. Do not scale off plans.
2. Service courts shall be screened from the street using a solid fence (matching the internal boundary fence or house cladding).
3. Whilst dimensions shown on fencing typologies specify 1200-1500mm high, 1800mm high versions of the fence may be used immediately adjacent to outdoor courtyards.
4. All plans shall be approved by the Developer prior to any construction of boundary fencing. The Developer reserves the right to amend designs.
5. Any Eco-flow tank controllers shall be fixed to house facade on the street-side of any side gates or fence returns.
6. All fencing typologies and Indicative Fencing Plan shall be read in conjunction with each other.



1 FENCE TYPE 1200 - 1500mm High Horizontal Aluminium Slat Fence
Scale 1:50

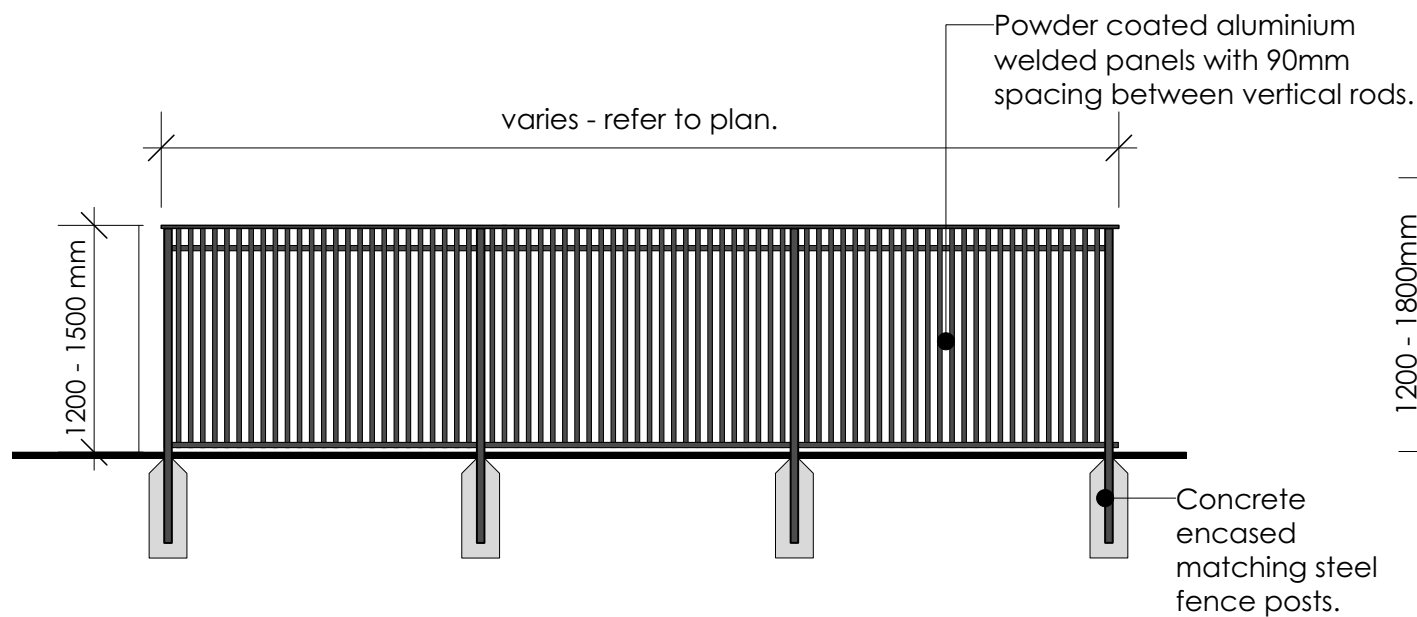
NOTE: 1.8m high fence version suitable where adjacent to outdoor courtyards.



2 FENCE TYPE 1200 - 1500mm High Horizontal Timber Slat Fence
Scale 1:50

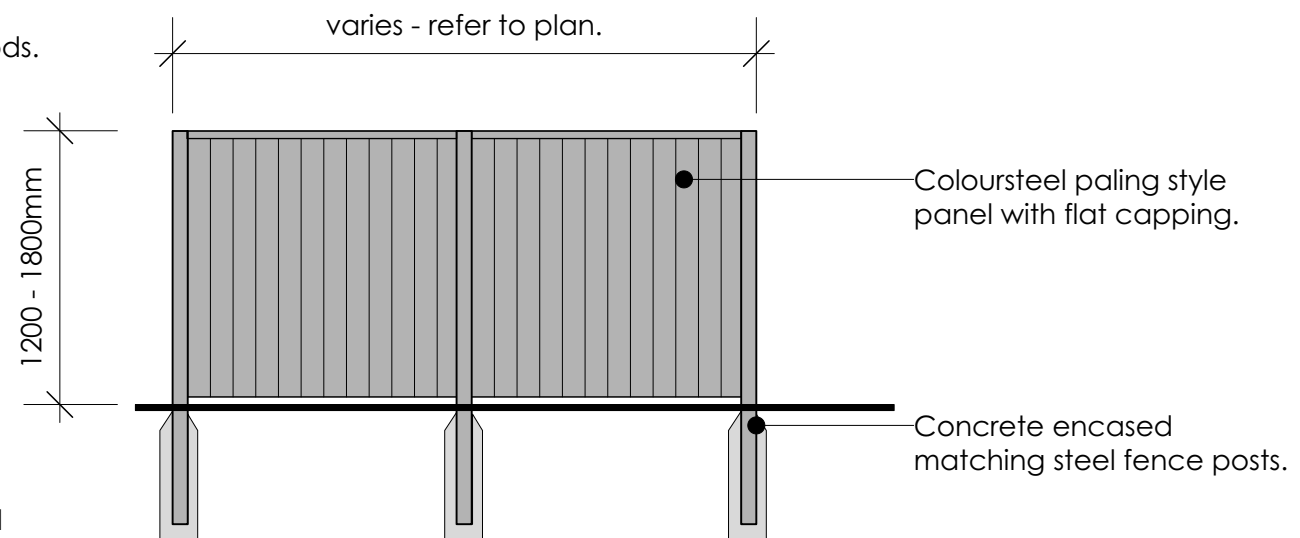
NOTE: 1.8m high fence version suitable where adjacent to outdoor courtyards.

To be stained to tie in with house facade.



3 FENCE TYPE 1200 - 1500mm High Railing Fence
Scale 1:50

NOTE: Elevation indicative only. Aluminium or steel railing fence similar to above is acceptable ensuring maximum 90mm spacing between vertical rods. Height 1200-1500mm shall be maintained.



4 FENCE TYPE 1200 - 1800mm High Railing Fence
Scale 1:50

NOTE: For use on internal lot boundaries and returns back to house (from the internal boundary) only. Not to be used as front boundary or returns forward of house.

REV	DATE	BY	DESCRIPTION



Level 4, Te Uruti Building, 48 Hereford St
PO Box 2833, Christchurch 8140, New Zealand

T. 03 366 8181
E. admin@kamomارش.co.nz

www.kamomارش.co.nz

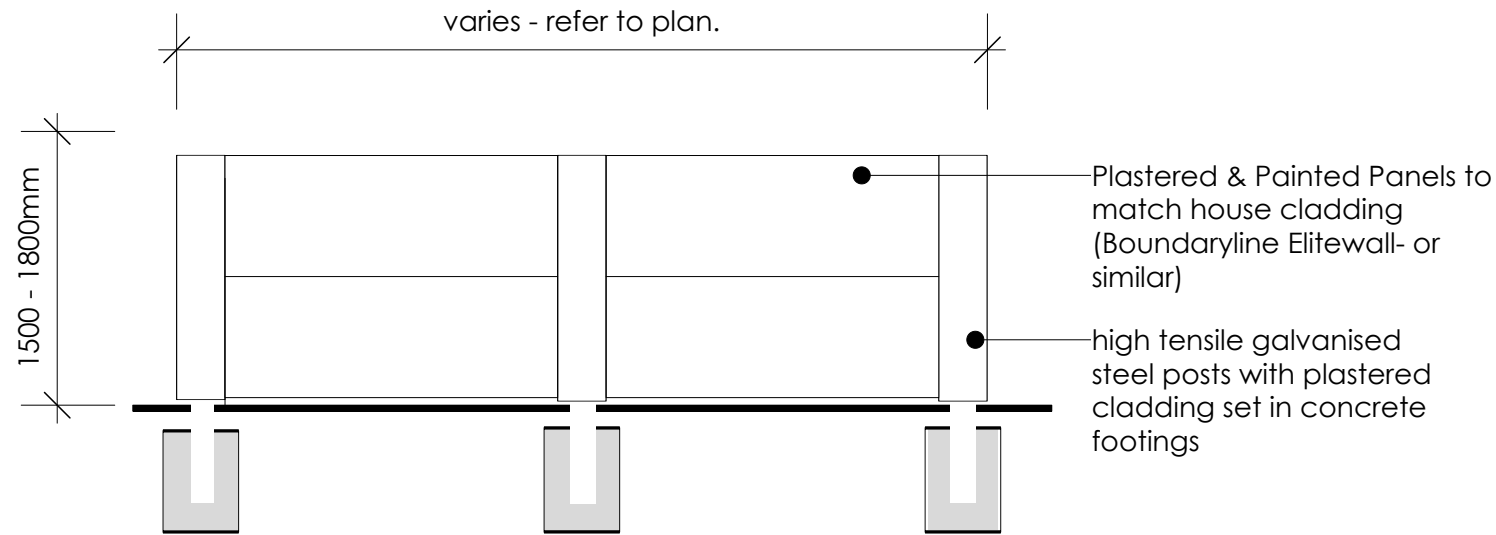
Design	BP / KE	Date	: 06.07.2023
Drawn	KE	Scale	: 1:50 @ A3
Check	DK		

REF. NO.	PAGE	401
4174 S5 - 8	ISSUE	A
	REVISION	

APPROVED FENCE TYPES

NOTES

1. Do not scale off plans.
2. Service courts shall be screened from the street using a solid fence (matching the internal boundary fence or house cladding).
3. Whilst dimensions shown on fencing typologies specify 1200-1500mm high, 1800mm high versions of the fence may be used immediately adjacent to outdoor courtyards.
4. All plans shall be approved by the Developer prior to any construction of boundary fencing. The Developer reserves the right to amend designs.
5. Any Eco-flow tank controllers shall be fixed to house facade on the street-side of any side gates or fence returns.
6. All fencing typologies and Indicative Fencing Plan shall be read in conjunction with each other.



5 FENCE TYPE 1500 - 1800mm High Monolithic Plaster Fence
Scale 1:50

REV	DATE	BY	DESCRIPTION



Level 4, Te Uruti Building, 48 Hereford St
PO Box 2833, Christchurch 8140, New Zealand

T. 03 346 8181
E. admin@kamomارش.co.nz

www.kamomارش.co.nz

Design BP / KE Date : 19.07.2023
Drawn KE / JH Scale: 1:50 @ A3
Check DK

REF. NO. 4174 S5 - 8
PAGE 402
ISSUE A
REVISION

NOTES

1. Do not scale off plans.
2. Service courts shall be screened from the street using a solid fence (matching the internal boundary fence or house cladding).
3. Whilst dimensions shown on fencing typologies specify 1200-1500mm high, 1800mm high versions of the fence may be used immediately adjacent to outdoor courtyards.
4. All plans shall be approved by the developer prior to any construction of boundary fencing. The developer reserves the right to amend designs.
5. Any Eco-flow tank controllers shall be fixed to house facade on the street-side of any side gates or fence returns.
6. All fencing typologies and Indicative Fencing Plan shall be read in conjunction with each other.



Fence Type 4 to all internal boundaries

5 Indicative Landscape Plan
Scale 1:100

Fence return to house or side gate minimum 500mm back from front of house.

Service courts shall be screened from street using 1.5 - 1.8m fence return or gate.

MIN.
500

Ecoflow tank - Indicative

Ecoflow controller fixed to house behind side gate or return fence (Allow for any downpipe locations).

REV	DATE	BY	DESCRIPTION